

SAMPLE DEMONSTRATION OF MEASUREMENT OF COURSE OUTCOME ATTAINMENT

(Department of Physics)

Core Course – C-7

Course Name: *Analog System and Applications*


Course Code: *BSCHPHSC303*

Course Outcomes: *Course will give a through knowledge about semiconductor and its properties and will help the students to design several electronic devices.*

Sl. No.	Name of the student	CO										Marks obtained	Marks attempted	Percentage	Grading (on a scale of 3)	Target (>90%)
		a	b	c	d	e	f	g	h	i	j					
1	ABIDA PARVEEN CHOWDHURY	1	1	1	1	1	1	1	1	1	1	10	10	100	3	Y
2	ABINASH KR. GUPTA	1	1	1	1	1	1	1	1	1	1	10	10	100	3	Y
3	ARIJIT BANERJEE	1	1	1	1	1	1	1	1	1	1	10	10	100	3	Y
4	ARITRA BANERJEE	1	1	1	1	1	1	1	1	1	1	10	10	100	3	Y
5	ARNAB CHAKRABORTY	1	1	1	1	1	1	1	1	1	1	10	10	100	3	Y
6	ARNAB NANDI	1	1	1	1	1	1	1	1	1	1	10	10	100	3	Y
7	ASHOK GORAI	1	1	1	1	1	1	1	1	1	1	10	10	100	3	Y
8	BAIDURYA MANDAL	1	0	1	1	1	0	1	1	1	1	8	10	80	2	N
9	DOYEL ROY	1	1	1	1	1	1	1	1	1	1	10	10	100	3	Y
10	FARHEEN KHANUM	1	1	1	1	1	1	1	1	1	1	10	10	100	3	Y
11	GARGI PAUL	1	1	1	1	1	1	1	1	1	1	10	10	100	3	Y
12	GOURAB MONDAL	1	1	1	1	1	1	1	1	1	1	10	10	100	3	Y
13	KOUSHIK HAZRA	1	1	1	1	1	1	1	1	1	1	10	10	100	3	Y

14	MAMPI MONDAL	1	1	1	1	1	0	1	1	1	1	9	10	90	3	Y
15	MOUSUMI KUNDU	1	1	1	1	1	1	1	1	1	1	10	10	100	3	Y
16	NAYAN DAS	1	1	1	1	1	1	1	1	1	1	10	10	100	3	Y
17	PAWAN KUMAR KUSHWAHA	1	1	1	1	1	1	1	1	1	1	10	10	100	3	Y
18	RAJA MONDAL	1	1	1	1	1	1	1	1	1	1	10	10	100	3	Y
19	RAJDEEP MITRA	1	1	1	1	0	1	1	1	0	1	8	10	80	2	N
20	RAMESHWAR CHAR	1	1	1	0	1	1	1	1	1	0	8	10	80	2	N
21	RIMA DEBNATH	1	1	1	1	1	1	1	1	1	1	10	10	100	3	Y
22	ROHIT DAS	1	1	1	1	1	1	1	1	1	1	10	10	100	3	Y
23	ROMIT PAL CHOWDHURY	1	1	1	1	1	1	1	1	1	1	10	10	100	3	Y
24	RONIT MAJI	1	1	1	1	1	1	1	1	1	1	10	10	100	3	Y
25	SANDIP GORAI	1	1	1	1	1	1	1	1	0	1	9	10	90	3	Y
SUM															72	–
AVERAGE															2.88	–

Course Outcome	Grading average on a scale of 3	Distribution		
		3	2	1
CO	2.88	88%	12%	0


Head
Department of Physics (UG & PG)
B.B. College, Asansol-713303 (W.B)



CO-PO MAPPING OF A PROGRAM (PRESCRIBED IN UNIVERSITY CURRICULUM)

Program Outcomes	CC1	CC2	CC3	CC4	CC5	CC6	CC7	CC8	CC9	CC10	CC11	CC12	CC13	CC14
Systems thinking Competency	✓	✓	✓	✓	✓	✓		✓	✓	✓			✓	✓
Anticipatory competency	✓	✓		✓	✓		✓	✓	✓	✓	✓	✓	✓	✓
Normative competency		✓				✓	✓	✓	✓	✓	✓	✓	✓	
Strategic competency	✓	✓			✓	✓	✓	✓		✓		✓	✓	✓
Transdisciplinary collaboration competency	✓	✓	✓	✓	✓	✓	✓	✓	✓	✓	✓			
Critical thinking competency			✓	✓		✓	✓		✓	✓	✓	✓		✓
Creativity competency	✓	✓		✓	✓	✓	✓		✓	✓		✓	✓	✓
Self- awareness competency							✓			✓				
Anticipatory competency	✓	✓			✓	✓	✓	✓	✓	✓	✓	✓		✓
Normative competency	✓	✓			✓	✓	✓	✓				✓	✓	
Strategic competency		✓	✓	✓		✓			✓	✓	✓	✓		✓
Trans disciplinary collaboration competency					✓	✓	✓	✓				✓		✓

SAMPLE DEMONSTRATION OF MEASUREMENT OF AVERAGE PO ATTAINMENT OF A BATCH

Sl. No.	Name of the student	PO1	PO2	PO3	PO4
1	A	3	3	3	3
2	B	3	3	3	3
3	C	3	2	3	3
4	D	3	3	3	3
5	E	3	3	3	2
6	F	3	3	3	3
7	G	3	3	2	3
8	H	3	3	3	3
9	I	3	2	3	3
10	J	3	3	3	3
11	K	2	2	3	2
12	L	2	3	2	3
13	M	3	3	3	3
14	N	3	3	2	3
15	O	3	3	3	3
Average PO attainment of the batch		2.8667	2.8000	2.8000	2.8667
Total Average PO attainment (in a scale of 3), target attainment = 90%					2.8667

SAMPLE DEMONSTRATION OF MEASUREMENT OF COURSE OUTCOME ATTAINMENT

(Geography Department, Hindi Shift)

Core Course – I

Course Name: *Geomorphology*

Course Code: *BSCHCEOC101*

Course Outcomes: *CO1 – Analyse the different types of landforms produced on different physiographic units on earth and how these are controlled by specific geological structure and environment.*


CO2 – Learn about the implication of geomorphological studies with reference to ground water.

Sl. No.	Name of the student	CO1										Marks obtained	Marks attempted	Percentage	Grading (on a scale of 3)	Target (>90%)
		a	b	c	d	e	f	g	h	i	j					
1	Aafrin Jawed	1	1	1	1	1	1	1	1	1	1	10	10	100	3	Y
2	Abdesh Kumar Yadav	1	1	1	1	1	1	1	1	1	1	10	10	100	3	Y
3	Aman Paswan	1	1	1	1	1	1	1	1	1	1	10	10	100	3	Y
4	Anand Roy	1	1	1	1	1	1	1	1	1	1	10	10	100	3	Y
5	Anish Kumar Routh	1	1	1	1	1	1	1	1	1	1	10	10	100	3	Y
6	Anjali Kumari Shaw	1	1	1	1	1	1	1	1	1	1	10	10	100	3	Y
7	Astuti Gupta	1	1	1	1	1	1	1	1	1	1	10	10	100	3	Y
8	Ayush Yadav	1	1	1	1	1	1	1	1	1	1	10	10	100	3	Y
9	Bikash Kumar Gupta	1	1	1	1	1	1	1	1	1	1	10	10	100	3	Y
10	Divya Mishra	1	1	1	1	1	0	1	1	1	1	9	10	90	3	Y
11	Guddia Kumari	1	1	1	1	1	1	1	1	1	1	10	10	100	3	Y
12	Gulafshan Naaz	1	0	1	1	1	1	1	1	1	1	9	10	90	3	Y
13	Joy Mukhi	1	1	1	1	1	1	0	1	1	1	9	10	90	3	Y
14	Jyoti Kumari	1	1	1	1	1	0	1	1	1	1	9	10	90	3	Y

15	Karan Burnwal	1	1	1	1	1	1	1	1	1	1	10	10	100	3	Y
16	Khushboo Kumari	1	0	1	1	1	1	0	1	1	1	8	10	80	2	N
17	Kumari Himani	1	1	1	1	1	1	1	1	1	1	10	10	100	3	Y
18	Kumkum Sharma	1	1	1	1	1	1	1	1	1	1	10	10	100	3	Y
19	Kundan Mehra	1	1	1	1	0	1	1	1	0	1	8	10	80	2	N
20	Laxmi Kumari Das	1	1	1	0	1	1	1	1	1	1	9	10	90	3	Y
21	Manish Verma	1	1	1	1	1	1	0	1	1	1	9	10	90	3	Y
22	Manoj Shaw	1	1	1	1	1	1	1	1	1	1	10	10	100	3	Y
23	Mantosh Kumar Ram	1	1	1	1	1	1	1	1	1	1	10	10	100	3	Y
24	Naaz Parveen	1	1	1	1	1	0	1	1	1	1	9	10	90	3	Y
25	Nishat Parween	1	1	1	1	1	1	1	1	1	1	10	10	100	3	Y
26	Pawan Kumar Sharma	1	1	1	1	1	1	1	1	1	1	10	10	100	3	Y
27	Pragya Sinha	1	1	1	1	1	1	1	1	1	1	10	10	100	3	Y
28	Prativa Kumari Singh	1	1	1	1	1	1	1	1	1	1	10	10	100	3	Y
29	Priya Kumari Chauhan	1	1	1	1	1	1	1	1	1	1	10	10	100	3	Y
30	Priya Singh	1	1	1	1	1	1	1	1	1	1	10	10	100	3	Y
31	Puja Kumari Sha	1	1	0	1	1	1	1	1	1	1	9	10	90	3	Y
32	Rani Kumari Yadav	1	1	1	1	1	1	1	1	1	1	10	10	100	3	Y
33	Raunaq Afroz	1	1	1	1	1	1	1	1	1	1	10	10	100	3	Y
34	Rohini Tiwari	1	1	1	0	1	1	0	1	1	1	8	10	80	2	N
35	Roshani Kumari	1	1	1	1	1	1	1	1	1	1	10	10	100	3	Y
36	Roshni Kumari Singh	1	1	1	1	1	1	1	1	1	1	10	10	100	3	Y
37	Sanjana Kumari	1	1	1	1	1	1	1	1	1	1	10	10	100	3	Y
38	Saraswati Kumari Nonia	1	1	1	1	0	1	1	1	1	1	9	10	90	3	Y

39	Shahnaz Parveen	1	1	1	1	1	1	1	1	1	1	10	10	100	3	Y
40	Shama Khatun	1	1	1	1	0	1	1	1	1	1	9	10	90	3	Y
41	Shreya Shrivastava	1	1	1	1	1	1	1	1	1	1	10	10	100	3	Y
42	Simran Kumari	1	1	1	1	1	1	0	1	1	1	9	10	90	3	Y
43	Sipujan Gope	1	1	1	1	1	1	1	1	1	1	10	10	100	3	Y
44	Sneha Mukhi	1	1	1	1	1	1	1	1	0	1	9	10	90	3	Y
45	Suraj Kumar Yadav	1	1	1	1	1	1	1	1	1	1	10	10	100	3	Y
46	Sweta Kumari Bharti	1	1	1	1	1	1	1	1	1	1	10	10	100	3	Y
47	Sweta Rout	1	1	1	1	1	1	1	1	1	1	10	10	100	3	Y
48	Tabbasum Khatun	1	1	1	1	1	1	1	1	1	1	10	10	100	3	Y
49	Tannu Shaw	1	1	1	1	1	1	1	1	1	1	10	10	100	3	Y
50	Tanusree Sharma	1	1	1	1	1	1	1	1	1	1	10	10	100	3	Y
SUM															147	–
AVERAGE															2.94	–

Course Outcome	Grading average on a scale of 3	Distribution		
		3	2	1
CO1	2.94	9/10 = 90%	1/10 = 10%	0


 Head
 Department of Geography
 (Hindi Shift)
 B. B. College, Asansol



SAMPLE DEMONSTRATION OF MEASUREMENT OF COURSE OUTCOME ATTAINMENT

(Geography Department, Hindi Shift)

Core Course – I

Course Name: *Climatology and Oceanography*

Course Code: *BSCHCEOC301*

Course Outcomes: *CO1 – Understand the elements of weather and climate and its impacts at different scales and comprehend the climatic aspects and its bearing on planet earth.*


CO2 – Understand the oceanic process and availability of resources.

Sl. No.	Name of the student	CO1										Marks obtained	Marks attempted	Percentage	Grading (on a scale of 3)	Target (>90%)
		a	b	c	d	e	f	g	h	i	j					
1	Abhishek Pandey	1	1	1	1	1	1	1	1	0	1	9	10	100	3	Y
2	Anisha Kumari Roy	1	1	1	1	1	1	0	0	1	1	8	10	80	2	N
3	Laxmi Pandit	1	1	0	1	1	0	1	1	1	1	8	10	80	2	N
4	Uttam Kumar Pandit	1	1	1	1	0	1	1	1	0	1	8	10	80	2	N
5	Neha Mondal	1	0	1	1	1	1	1	1	1	1	9	10	100	3	Y
6	Jayanti Mondal	1	1	1	1	1	1	1	1	1	1	10	10	100	3	Y
7	Sabana Khatoon	1	1	1	1	1	1	1	1	1	1	10	10	100	3	Y
8	Pratima Kumari Ahir	1	1	1	0	1	1	1	1	1	1	10	10	100	3	Y
9	Sanju Kumari	1	1	1	1	1	1	1	1	0	1	9	10	90	3	Y
10	Manisha Kumari	1	1	0	1	1	0	1	1	1	1	8	10	80	2	N
11	Sharqua Rakshi	1	1	1	0	1	1	1	0	1	1	8	10	80	2	N
12	Amarjeet Kour	1	0	1	1	1	1	1	1	1	1	9	10	90	3	Y
13	Raja Burnwal	1	1	1	1	1	1	0	1	1	1	9	10	90	3	Y
14	Deepa Kumari	1	1	1	1	1	0	1	1	1	1	9	10	90	3	Y

15	Komal Km Giri	1	1	0	1	1	1	0	1	1	1	8	10	80	2	N
16	Rina Kumari Kurmi	1	0	1	1	1	1	0	1	1	1	8	10	80	2	N
17	Laxmi Modi	1	1	1	0	1	1	1	1	1	1	9	10	90	3	Y
18	Ekta Kumari	1	0	1	1	1	1	1	1	1	1	9	10	90	3	Y
19	Sakchi Kumari Burnwal	1	1	1	1	1	1	1	1	1	1	10	10	100	3	Y
20	Braj Kishor Bhagat	1	1	1	0	1	1	1	1	1	1	9	10	90	3	Y
21	Sarika Paswan	1	1	1	1	1	1	0	1	1	1	9	10	90	3	Y
22	Jyoti Gupta	1	0	1	1	1	1	1	1	1	1	9	10	90	3	Y
23	Rakesh Kumar Mahato	1	0	1	1	0	1	1	1	1	1	8	10	80	2	N
24	Abu Aashqain Sahil	1	1	1	1	1	0	1	0	1	1	8	10	80	2	N
25	Rahat Jubin	1	1	1	1	0	0	1	1	1	1	8	10	80	3	N
26	Priti Sharma	1	1	1	1	1	1	1	1	0	1	9	10	90	3	Y
27	Salini Saha	1	1	1	1	1	1	1	1	0	1	9	10	90	3	Y
28	Priti Thakur	1	1	1	1	1	1	0	1	1	1	9	10	90	3	Y
29	Kalyani Bahadur	1	1	1	0	1	1	1	1	1	1	9	10	90	3	Y
30	Suman Kumari Nonia	1	0	1	0	1	1	1	1	1	1	8	10	80	3	N
31	Suraj Ram	1	1	0	1	1	1	1	0	1	1	8	10	80	2	N
32	Roshni Khatoon	1	1	1	1	1	1	1	1	0	1	9	10	90	3	Y
33	Sudha Kumari	1	1	1	1	1	1	1	1	0	1	9	10	90	3	Y
34	Madhu Kumari Yadav	1	1	1	1	1	1	0	1	1	1	9	10	90	3	N
35	Subham Kr Rai	1	1	1	0	1	1	1	0	1	1	8	10	80	2	N
36	Anjali Yadav	1	1	1	1	1	1	1	1	0	1	9	10	90	3	Y
37	Abhishek Prasad	1	1	1	1	0	1	1	1	1	1	9	10	90	3	Y
38	Swati Kumari Turi	1	1	1	1	0	1	1	1	1	1	9	10	90	3	Y

39	Shivani Kumari Yadav	1	1	1	1	1	1	1	0	1	1	9	10	90	3	Y
40	Harsh Shaw	1	1	1	1	0	1	1	1	1	1	9	10	90	3	Y
41	Shruti Singh	1	1	1	1	1	1	1	1	1	1	10	10	100	3	Y
42	Sahil Singh	1	1	1	1	1	1	0	0	1	1	8	10	80	2	N
43	Bishal Prasad Kushwaha	1	1	0	1	1	0	1	1	1	1	8	10	80	2	N
44	Sumit Kumar Sharma	1	1	1	1	1	0	1	1	0	1	8	10	80	2	N
45	Punam Kumari Mondal	1	1	1	0	1	1	1	1	0	1	8	10	80	2	N
46	Abhishek Pandey	1	1	1	1	1	1	0	1	1	1	9	10	90	3	Y
47	Anisha Kumari Roy	1	1	1	0	1	1	0	1	1	1	8	10	80	2	N
48	Laxmi Pandit	1	1	0	1	1	1	1	1	0	1	8	10	80	2	N
49	Uttam Kumar Pandit	1	1	1	0	1	1	1	1	0	1	8	10	80	2	N
SUM															129	–
AVERAGE															2.63	–

Course Outcome	Grading average on a scale of 3	Distribution		
		3	2	1
CO1	2.63	9/10 = 90%	1/10 = 10%	0


 Head
 Department of Geography
 (Hindi Shift)
 B. B. College, Asansol



SAMPLE DEMONSTRATION OF MEASUREMENT OF AVERAGE PO ATTAINMENT OF A BATCH

Sl. No.	Name of the student	PO1	PO2	PO3	PO4
1	A	3	3	3	3
2	B	3	3	3	3
3	C	3	2	3	3
4	D	3	3	3	3
5	E	3	3	3	2
6	F	3	3	3	3
7	G	3	3	2	3
8	H	3	3	3	3
9	I	3	2	3	3
10	J	3	3	3	3
11	K	2	2	3	2
12	L	2	3	2	3
13	M	3	3	3	3
14	N	3	3	2	3
15	O	3	3	3	3
Average PO attainment of the batch		2.8667	2.8000	2.8000	2.8667
Total Average PO attainment (in a scale of 3), target attainment = 90%					2.8667